

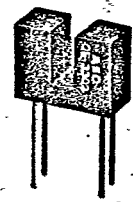
T-41-73
A-27-17

Interruptor-type Photosensors


OS-3302/3402 • Low-cost slit type

The OS-3302 and OS-3402 are visible light cutoff-type photosensors which use a GaAs infrared emitting and high-sensitivity Si phototransistor. Their small size makes them suitable for PCB mounting and for use inside equipment.

- **Features**
 - Simple structure, suitable for a wide range of applications.
 - Compact and lightweight.
 - Designed for immunity to stray ambient light.
- **Applications**
 - Timing position detection for rotating machinery such as copiers and printers.
 - Start/end detection for cassette and VTR tape equipment.
 - Automatic control equipment.
 - Photoelectric counters and switches.

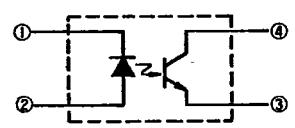


OS-3302

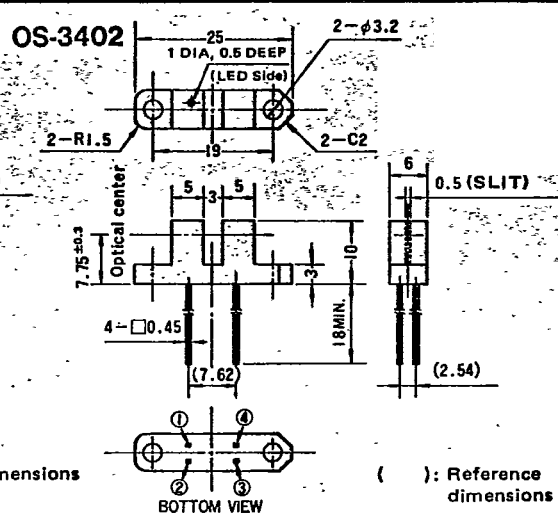
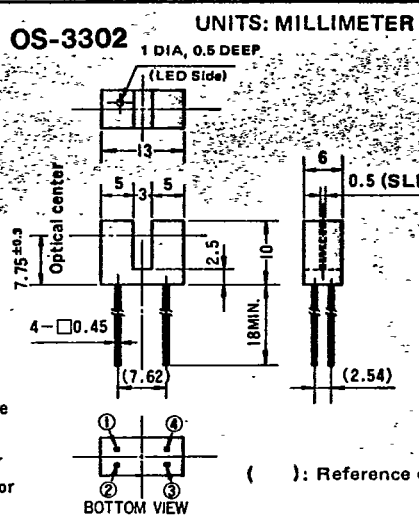


OS-3402

● **Connection Diagram**



- ① Cathode
- ② Anode
- ③ Emitter
- ④ Collector



● **Absolute Maximum Ratings** (Ta = 25°C)

Parameter	Symbol	Value	Units
Light-emitting side	Forward current	IF	50 mA
	Reverse voltage	VR	5 V
	Collector-emitter voltage	VCE0	30 V
Light-receiving side	Emitter-collector voltage	VECO	5 V
	Collector current	IC	50 mA
	Collector power dissipation	PC	75 mW

● **Mechanical Characteristics**

Parameter	Limits
Resistance to vibration	Vibration frequency of 10~55Hz amplitude of 1.5mmp-p, 60 sec. X, Y, Z 3 directions, 30 min.
Resistance to shock	30G
Operating temperature range (Topr)	-25°C ~ +85°C
Storage temperature range (Tstg)	-30°C ~ +100°C

● **Electrical Characteristics** (Ta = 25°C)

Parameter	Symbol	Test conditions	Min.	Typ.	Max.	Units	
Light-emitting side	Forward voltage	VF	IF=10mA	1.00	1.15	1.30	V
	Reverse current	IR	VR=5V	—	—	10	μA
	Pin-to-pin capacitance	Ct	V=0, f=1MHz	—	30	—	pF
Light-receiving side	Dark current	ID(ICEO)	VCE=24V, IF=0	—	5	100	nA
	Pin-to-pin capacitance	Ct	V=0, f=1MHz	—	13	—	pF
Transmitting characteristics	Collector current	IC	IF=20mA, VCE=5V	0.5	2.0	—	mA
	Collector-emitter saturation voltage	VCE (Sat)	IF=20mA, IC=0.25mA	—	0.1	0.4	V
	Rise time	tr	VCC=5V, IC=2mA, RL=100Ω	—	6	—	μS
	Fall time	tf	VCC=5V, IC=2mA, RL=100Ω	—	6	—	μS

