

AZ696

10 AMP SUBMINIATURE POWER RELAY

FEATURES

- Miniature size: Form A version: 0.63" (16 mm) height, 1.10" (30 mm) length, 0.39" (10 mm) width
- High sensitivity, 100 mW pickup
- Dielectric strength 4000 Vrms
- Isolation spacing greater than 8 mm
- Approvals/Standards include: UL, CSA, VDE, IEC, SEMKO, CEE
- 10 Amp switching capability
- Epoxy sealed for automatic wave soldering and cleaning
- UL file E44211; CSA file LR 85091



CONTACTS

Arrangement	SPDT (1 Form C) SPST (1 Form A)
Ratings	Resistive load: Max. switched power: 300 W or 2500 VA Max. switched current: 10 A Max. switched voltage: 150* VDC or 380 VAC UL Rating: 10 A at 30 VDC resistive 10 A at 250 VAC general use 1/4 HP 120 VAC 1/2 HP 250 VAC B 300 pilot duty Q 300 pilot duty <small>*Note: If switching voltage is greater than 30 VDC, special precautions must be taken. Please contact the factory.</small>
Material	Silver cadmium oxide
Resistance	< 30 milliohms initially (at rated current, voltage drop method)

COIL

Power	
At Pickup Voltage (typical)	100 mW
Max. Continuous Dissipation	1.5 W at 20°C (68°F) ambient 1.2 W at 40°C (104°F) ambient
Temperature Rise	20°C (36°F) at nominal coil voltage
Temperature	Max. 110°C (230°F)

NOTES

1. All values at 20°C (68°F).
2. Relay may pull in with less than "Must Operate" value.
3. Specifications subject to change without notice.

GENERAL DATA

Life Expectancy Mechanical Electrical	Minimum operations 10 million 1 X 10 ⁵ at 10 A 240 VAC Res.
Operate Time (typical)	10 ms at nominal coil voltage
Release Time (typical)	5 ms at nominal coil voltage (with no coil suppression)
Dielectric Strength (at sea level for 1 min.)	4000 Vrms coil to contact 1000 Vrms between open contacts
Insulation Resistance	1000 megohms min. at 20°C, 500 VDC, 50% RH
Dropout	Greater than 10% of nominal coil voltage
Ambient Temperature Operating Storage	At nominal coil voltage -40°C (-40°F) to 70°C (158°F) -40°C (-40°F) to 110°C (230°F)
Vibration	0.062" DA at 10–55 Hz
Shock	20 g
Enclosure	P.B.T. polyester
Terminals	Tinned copper alloy, P.C.
Max. Solder Temp.	270°C (518°F)
Max. Solder Time	5 seconds
Max. Solvent Temp.	80°C (176°F)
Max. Immersion Time	30 seconds
Weight	14 grams



AMERICAN ZETTLER, INC.

www.azettler.com

75 COLUMBIA • ALISO VIEJO, CA 92656 • PHONE: (949) 831-5000 • FAX: (949) 831-8642 • E-MAIL: SALES@AZETTLER.COM

2/28/01W

AZ696

RELAY ORDERING DATA

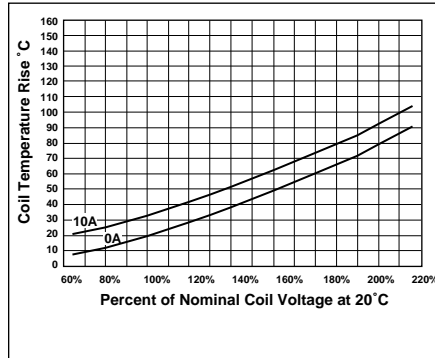
COIL SPECIFICATIONS				ORDER NUMBER	
Nominal Coil VDC	Max. Continuous VDC	Coil Resistance $\pm 10\%$	Must Operate VDC	1 Form A (SPST-NO)	1 Form C (SPDT)
5	12	110	3.5	AZ696-1A-5DE	AZ696-1C-5DE
6	14	160	4.2	AZ696-1A-6DE	AZ696-1C-6DE
12	29	660	8.4	AZ696-1A-12DE	AZ696-1C-12DE
24	54	2,200	16.8	AZ696-1A-24DE	AZ696-1C-24DE
48	102	8,000	33.6	AZ696-1A-48DE	AZ696-1C-48DE

1 form B available upon request. Please contact factory.

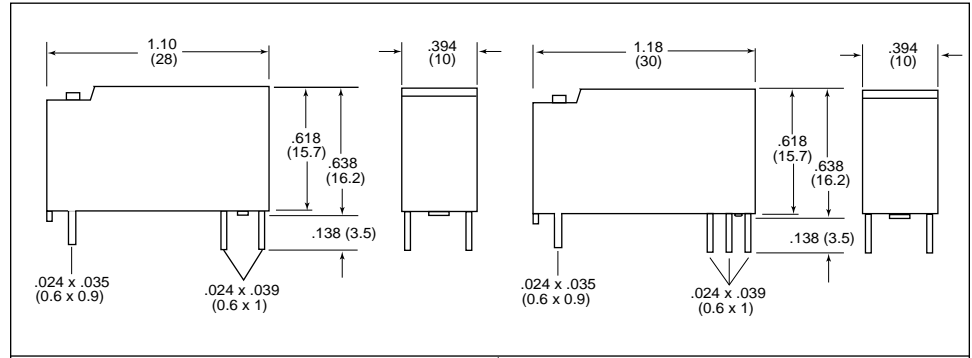
INTERNATIONAL APPROVALS

Germany	VDE 0435/09.72 at 8 Amps VDE 0631/12.83 at 8 Amps VDE 0700/1/2.81 at 8 Amps
---------	---

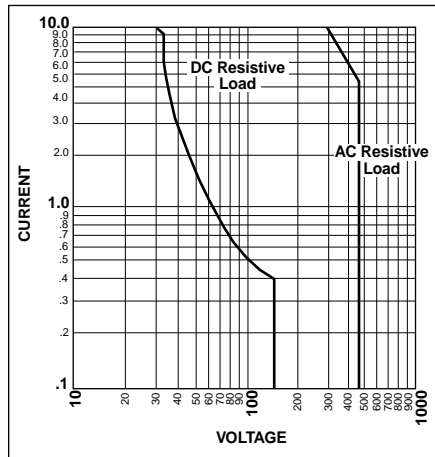
Coil Temperature Rise



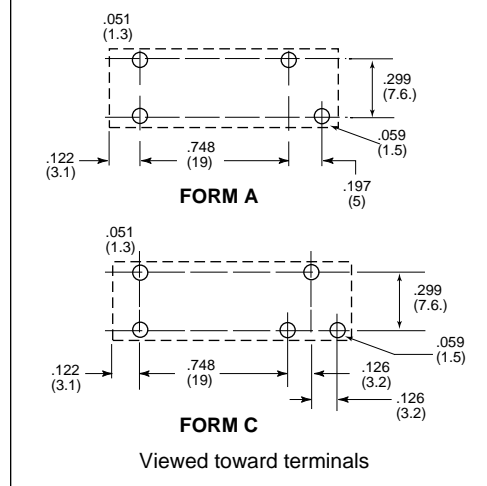
MECHANICAL DATA



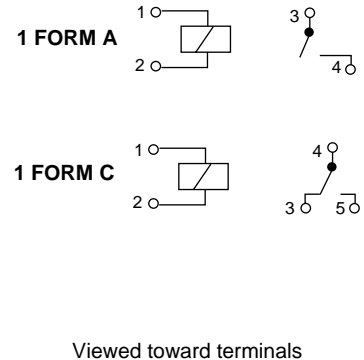
Maximum Switching Capacity



PC BOARD LAYOUT



WIRING DIAGRAM



Dimensions in inches with metric equivalents in parentheses. Tolerance: $\pm .010$ "



AMERICAN ZETTLER, INC.

www.azettler.com

75 COLUMBIA • ALISO VIEJO, CA 92656 • PHONE: (949) 831-5000 • FAX: (949) 831-8642 • E-MAIL: SALES@AZETTLER.COM

2/28/01W