

High Sensitivity Multialkali Photocathode (185 nm to 900 nm) 28 mm (1-1/8 Inch) Diameter, 9-stage, Side-On

FEATURES

- High Cathode Sensitivity
 - Radiant at 450nm 80 mA/W
 - Luminous 375 μ A/lm
 - Quantum Efficiency at 370 nm..... 24 %
- Wide Spectral Response 185 to 900 nm
- Low Anode Dark Current 3 nA at 1000 V
(after 30 minute storage)

APPLICATIONS

- UV to IR Spectrophotometers
- Laser Detection Systems
- Pollution Monitors

The R1477-06 has a high sensitivity multialkali photocathode (even higher than the R928). The spectral response covers a wide range from 185 to 900 nm with a peak response at approximately 450 nm. The R1477-06 also features the combination of high gain and low dark current.

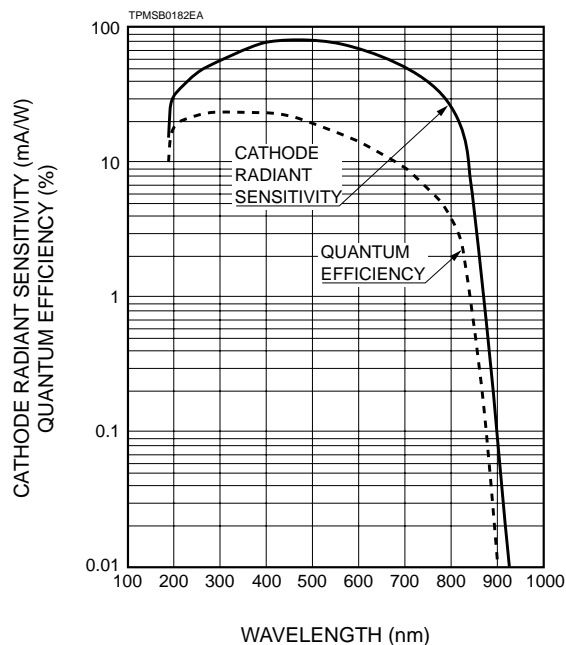
The R1477-06 is recommended for use in spectrophotometry and other low light level applications requiring super-high cathode sensitivity from the UV to the near IR regions of the spectrum.



GENERAL

| Parameter | | Description/Value | Unit |
|------------------------------------|-------------------------------|---------------------------------|------|
| Spectral Response | | 185 to 900 | nm |
| Wavelength of Maximum Response | | 450 | nm |
| Photocathode | Material | Multialkali | — |
| | Minimum Effective Area | 8 × 24 | mm |
| Window Material | | UV glass | — |
| Dynode | Secondary Emitting Surface | Multialkali | — |
| | Structure | Circular-cage | — |
| | Number of Stages | 9 | — |
| Direct Interelectrode Capacitances | Anode to Last Dynode | Approx. 4 | pF |
| | Anode to All Other Electrodes | Approx. 6 | pF |
| Base | | 11-pin base JEDEC No. B11-88 | — |
| Weight | | Approx. 45 | g |
| Suitable Socket | | E678-11A (Option) | — |
| Suitable Socket Assembly | | E717-21 (Option) | — |

Figure 1: Typical Spectral Response



PHOTOMULTIPLIER TUBE R1477-06

MAXIMUM RATINGS (Absolute Maximum Values at 25°C)

| Parameter | | Value | Unit |
|------------------------------------|-------------------------------|------------|------|
| Supply Voltage | Between Anode and Cathode | 1250 | Vdc |
| | Between Anode and Last Dynode | 250 | Vdc |
| Average Anode Current ^A | | 0.1 | mA |
| Ambient Temperature | | -80 to +50 | °C |

CHARACTERISTICS (at 25°C)

| Parameter | | Min. | Typ. | Max. | Unit | |
|--|--|-----------|-----------------------|-------------------|---------|------|
| Cathode Sensitivity | Luminous ^B | 350 | 375 | — | μA/lm | |
| | Radiant | at 254 nm | — | 40 | — | mA/W |
| | | at 450 nm | — | 80 | — | mA/W |
| | | at 633 nm | — | 62 | — | mA/W |
| | | at 852 nm | — | 5.0 | — | mA/W |
| | Quantum Efficiency | at 370 nm | — | 24 | — | % |
| Red/White Ratio ^C | | 0.25 | 0.35 | — | — | |
| Blue ^D | | — | 1.0 | — | μA/lm-b | |
| Anode Sensitivity | Luminous ^E | 1000 | 2000 | — | A/lm | |
| | Radiant | at 254nm | — | 2.4×10^5 | — | A/W |
| | | at 450nm | — | 4.2×10^5 | — | A/W |
| | | at 633nm | — | 3.3×10^5 | — | A/W |
| | | at 852nm | — | 2.7×10^4 | — | A/W |
| Gain ^E | | — | 5.3×10^6 | — | — | |
| Anode Dark Current ^F (After 30 minute storage in the darkness) | | — | 3 | 50 | nA | |
| ENI (Equivalent Noise Input) ^G | | — | 1.7×10^{-16} | — | W | |
| Time Response ^E | Anode Pulse Rise Time ^H | — | 2.2 | — | ns | |
| | Electron Transit Time ^J | — | 22 | — | ns | |
| | Transit Time Spread (TTS) ^K | — | 1.2 | — | ns | |
| Anode Current Stability ^L | Current Hysteresis | — | 0.1 | — | % | |
| | Voltage Hysteresis | — | 1 | — | % | |

Table 1: Voltage Distribution Ratio

| Electrodes | K | Dy1 | Dy2 | Dy3 | Dy4 | Dy5 | Dy6 | Dy7 | Dy8 | Dy9 | P |
|--------------------|---|-----|-----|-----|-----|-----|-----|-----|-----|-----|---|
| Distribution Ratio | 1 | 1 | 1 | 1 | 1 | 1 | 1 | 1 | 1 | 1 | 1 |

Supply Voltage= 1000Vdc

K: Cathode, Dy: Dynode, P: Anode

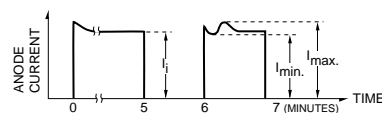
NOTES

- A: Averaged over any interval of 30 seconds maximum.
- B: The light source is a tungsten filament lamp operated at a distribution temperature of 2856K. Supply voltage is 100 volts between the cathode and all other electrodes connected together as anode.
- C: Red/white ratio is the quotient of the cathode current measured using a red filter (Toshiba R-68) interposed between the light source and the tube by the cathode current measured with the filter removed under the same conditions as Note B.
- D: The value is cathode output current when a blue filter (Corning CS 5-58 polished to 1/2 stock thickness) is interposed between the light source and the tube under the same conditions as Note B.
- E: Measured with the same light source as Note B and with the voltage distribution ratio shown in Table 1 below.
- F: Measured with the same supply voltage and voltage distribution ratio as Note E after removal of light.
- G: ENI is an indication of the photon-limited signal-to-noise ratio. It refers to the amount of light in watts to produce a signal-to-noise ratio of unity in the output of a photomultiplier tube.

$$ENI = \frac{\sqrt{2q \cdot I_{db} \cdot G \cdot \Delta f}}{S}$$

where q = Electronic charge (1.60×10^{-19} coulomb)
 I_{db} = Anode dark current (after 30 minute storage) in amperes
 G = Gain
 Δf = Bandwidth of the system in hertz. 1 hertz is used.
 S = Anode radiant sensitivity in amperes per watt at the wavelength of peak response.

- H: The rise time is the time for the output pulse to rise from 10% to 90% of the peak amplitude when the entire photocathode is illuminated by a delta function light pulse.
- J: The electron transit time is the interval between the arrival of delta function light pulse at the entrance window of the tube and the time when the anode output reaches the peak amplitude. In measurement, the whole photocathode is illuminated.
- K: Also called transit time jitter. This is the fluctuation in electron transit time between individual pulses in the signal photoelectron mode, and may be defined as the FWHM of the frequency distribution of electron transit times.
- L: Hysteresis is temporary instability in anode current after light and voltage are applied.



$$\text{Hysteresis} = \frac{I_{max} - I_{min}}{I_1} \times 100 (\%)$$

(1) Current Hysteresis

The tube is operated at 750 volts with an anode current of 1 micro-ampere for 5 minutes. The light is then removed from the tube for a minute. The tube is then re-illuminated by the previous light level for a minute to measure the variation.

(2) Voltage Hysteresis

The tube is operated at 300 volts with an anode current of 0.1 micro-ampere for 5 minutes. The light is then removed from the tube and the supply voltage is quickly increased to 800 volts. After a minute, the supply voltage is reduced to the previous value and the tube is re-illuminated for a minute to measure the variation.

Figure 2: Anode Luminous Sensitivity and Gain

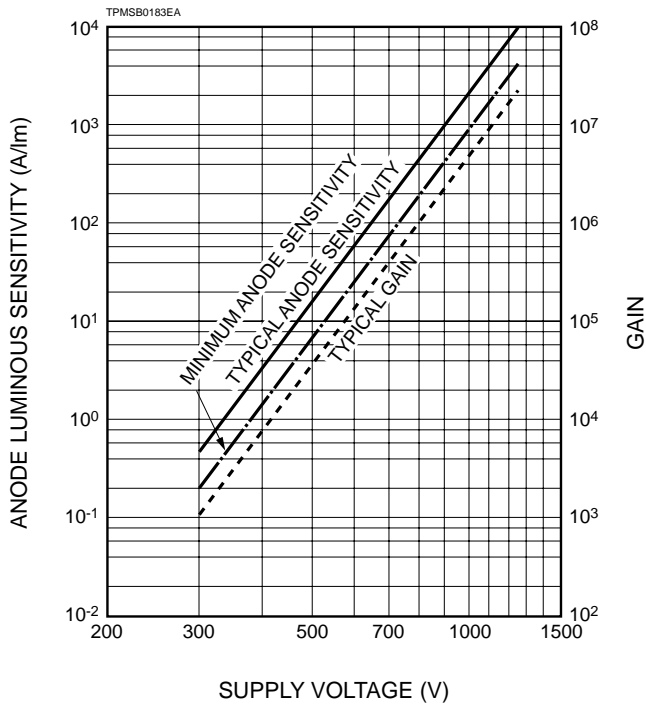


Figure 3: Typical Time Response

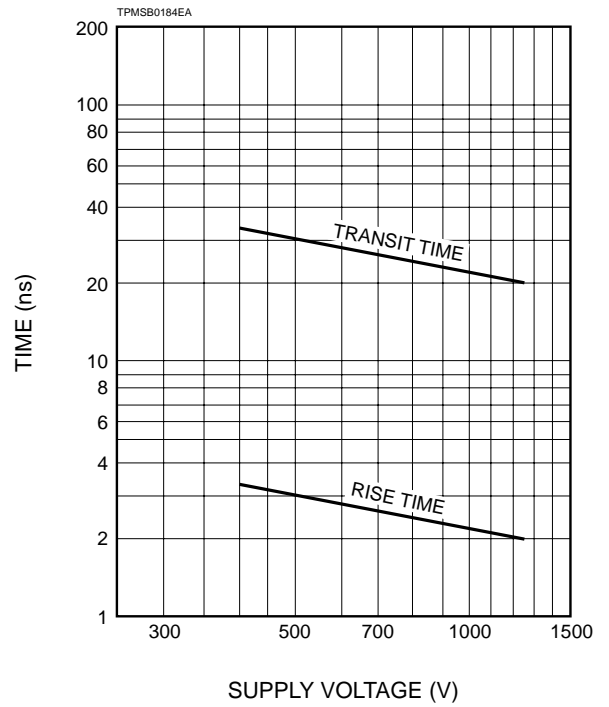


Figure 4: Typical Temperature Coefficient of Anode Sensitivity

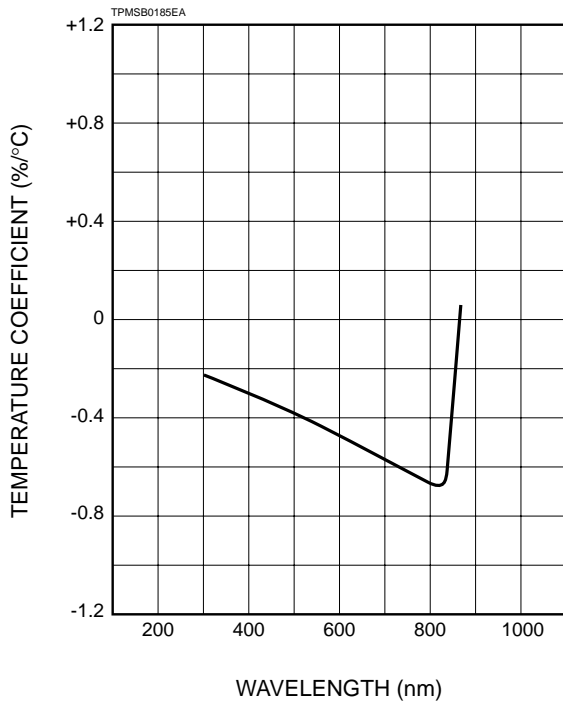
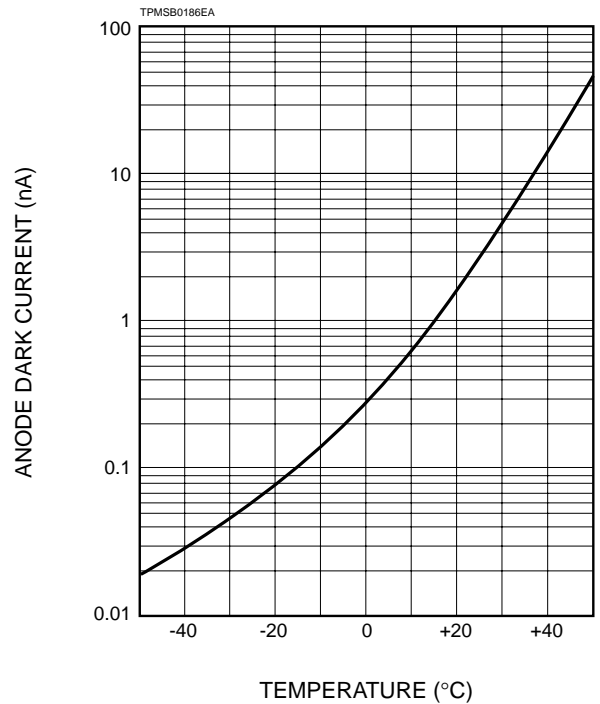


Figure 5: Typical Temperature Characteristic of Dark Current (at 1000V, after 30 minute storage)



PHOTOMULTIPLIER TUBE R1477-06

Figure 6: Dimensional Outline and Basing Diagram (Unit: mm)

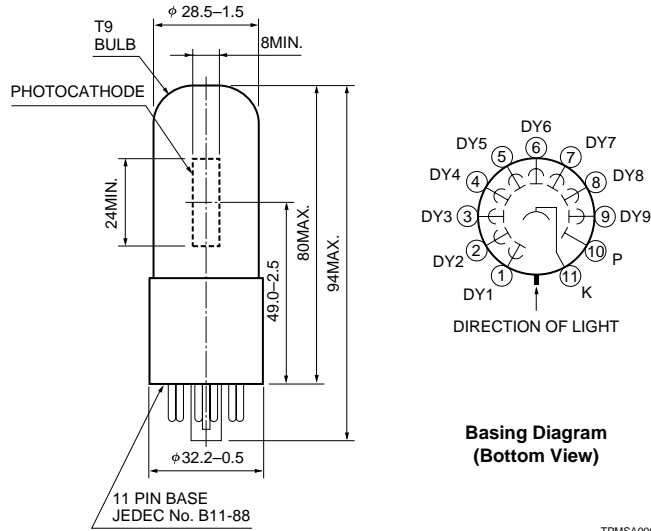
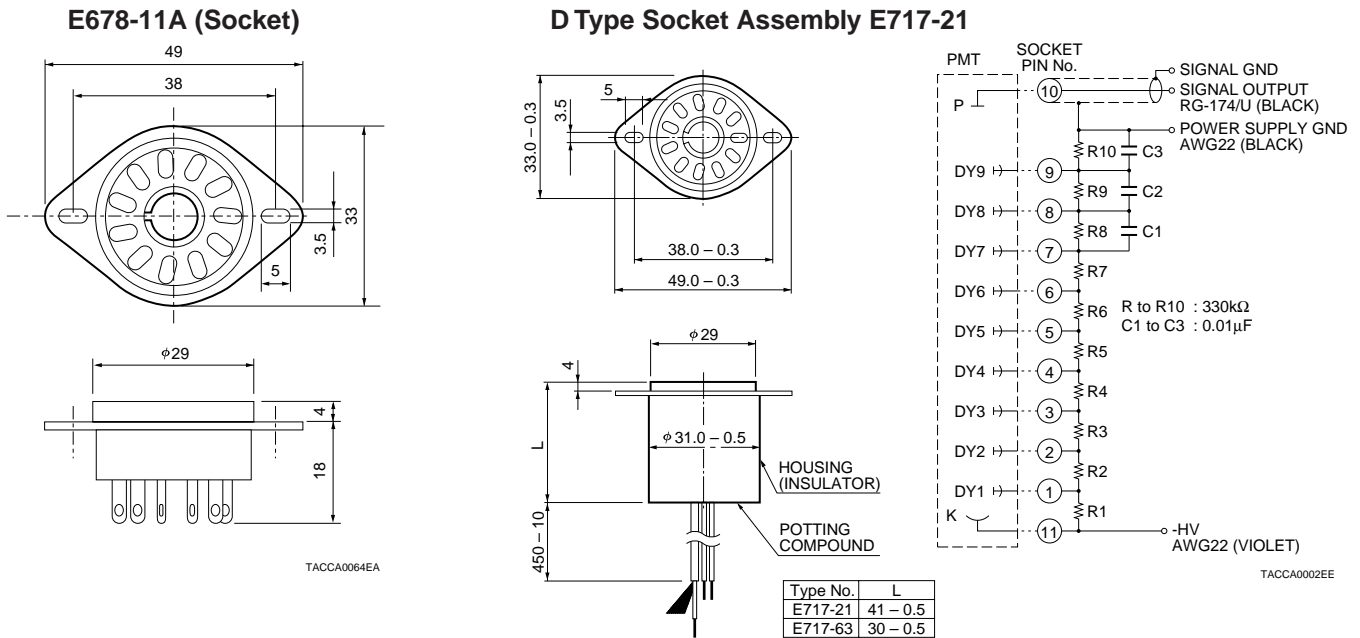


Figure 7: Optional Accessories (Unit: mm)



* Hamamatsu also provides C4900 series modular type high voltage power supplies and C6270 series DP type socket assemblies which incorporate a DC to DC converter type high voltage power supply.

Warning-Personal Safety Hazards
Electrical Shock Operating voltage applied to this device presents shock hazard.

HAMAMATSU

HAMAMATSU PHOTONICS K.K., Electron Tube Center

314-5, Shimokanzo, Toyooka-village, Iwata-gun, Shizuoka-ken, 438-0193, Japan, Telephone: (81)539/62-5248, Fax: (81)539/62-2205

U.S.A.: Hamamatsu Corporation: 360 Foothill Road, P. O. Box 6910, Bridgewater. N.J. 08807-0910, U.S.A., Telephone: (1)908-231-0960, Fax: (1)908-231-1218

Germany: Hamamatsu Photonics Deutschland GmbH: Arzbergerstr. 10, D-82211 Herrsching am Ammersee, Germany, Telephone: (49)8152-375-0, Fax: (49)8152-2658

France: Hamamatsu Photonics France S.A.R.L.: 8, Rue du Saule Trapu, Parc du Moulin de Massy, 91882 Massy Cedex, France, Telephone: (33)1 69 53 71 00, Fax: (33)1 69 53 71 10

United Kingdom: Hamamatsu Photonics UK Limited: Lough Point, 2 Gladbeck Way, Windmill Hill, Enfield, Middlesex EN2 7JA, United Kingdom, Telephone: (44)181-367-3560, Fax: (44)181-367-6384

North Europe: Hamamatsu Photonics Norden AB: Smidses gen 12, SE-171-41 SOLNA, Sweden, Telephone: (46)8-509-031-00, Fax: (46)8-509-031-01

Italy: Hamamatsu Photonics Italia: S.R.L.: Strada della Moia, 1/E, 20020 Arese, (Milano), Italy, Telephone: (39)02-935 81 733, Fax: (39)02-935 81 741